












## Our capsule fillers

### Device overview & product finder

Device	Image	Device type	Recording capacity	Processing per hour	Operating range	Available sizes
<b>Comfort 24</b>		manual	24	250 capsules	home / beginner	1, 0, 00, 000
<b>Standard 50</b>		manual	50	300 capsules	home / beginner	4, 3, 2, 1, 0, 00, 000
<b>K100 Standard</b>		semi-automatic <sup>1</sup>	100	450 capsules (600 with sep. capsules)	home / beginner	1, 0, 00, 000
<b>K100-R Premium</b>		semi-automatic <sup>1</sup>	100	500 - 600 capsules	home & professional	5, 4, 3, 2, 1, 0, 00, 000
<b>K400 Premium</b>		semi-automatic <sup>1</sup>	400	850 capsules (1100 with sep. capsules)	professional	1, 0, 00
<b>Fastlock 60</b>		automat <sup>2</sup>	60	600 capsules	professional	4, 3, 2, 1, 0
<b>Fastlock 100</b>		automat <sup>2</sup>	100	1000 capsules	professional	5, 4, 3, 2, 1, 0, 00
<b>Fastlock 120</b>		automat <sup>2</sup>	120	1200 capsules	professional	4, 3, 2, 1, 0, 00, 000
<b>Fastlock 200</b>		automat <sup>2</sup>	200	2000 capsules	professional	4, 3, 2, 1, 0, 00,000
<b>Fastlock 300</b>		automat <sup>2</sup>	300	3000 capsules	professional	4, 3, 2, 1, 0, 00
<b>Fastlock 400</b>		automat <sup>2</sup>	400	4000 capsules	professional	4, 3, 2, 1, 0, 00

<sup>1</sup> The upper and lower parts of the capsules must first be separated manually. After filling, the upper and lower parts of all capsules are simultaneously reassembled and closed with one hand.

<sup>2</sup> All capsules are opened simultaneously for filling with one handhold by automatically separating all upper and lower parts from each other. After filling, the upper and lower parts of all capsules are simultaneously reassembled and closed with one handle.